

SCC SERIES COMPLETE CONVEYING CONTROL

Sterling offers user-friendly, reliable solutions for complete conveying control. The SCC Series local I/O conveying controls control up to 38 loading stations and up to 4 vacuum pumps. A control platform can be selected that will fit your system layout.



Features

- Time fill or volume fill operation
- 115/1/50-60 or 220/1/50 power input standard
- 24 VDC control output
- NEMA 12 control enclosure
- Selectable pump and receiver configuration
- Clear, visual alarm indication
- Easy to read displays





Options

- 24 VDC control (SCC 11)
- 10 position selector (SCC 11)
- Selector switch for bin high level (SCC 11)
- Remote mount audible/visual alarm (SCC 14, 19, 218, 438)
- Ethernet capability (SCC 218, 438)
- Incoming power line filter (SCC 218, 438)
- 6 color touchscreen (SCC 218)
- Incoming power line filter (SCC 438)



SCC SERIES



<p>No Photo Available</p>	<p>SCC11 The SCC11 is an integrated system composed of a control panel that sends and receives signals to and from a vacuum pump and a material receiver. Standard features include: <ul style="list-style-type: none"> • Relay control panel with "On/Off" switch • 115 VAC control output only • Control of blowback output is not available (use SCC14 or larger control panel) </p>	<p>Hardware <ul style="list-style-type: none"> • Solid State/relay control panel Software <ul style="list-style-type: none"> • 1-station, 1-pump control Optional Features <ul style="list-style-type: none"> • 24 VDC control • 10 position selector • Selector switch for bin high level </p>
	<p>SCC14 The keypad interface allows for convenient programming and monitoring of up to four loading stations and one pump. Other standard features include: <ul style="list-style-type: none"> • Mitsubishi programmable control with LED display and keypad interface • Vent valve output for vacuum pump • Closed-loop conveying (dry or ambient air) capability • Common purge valve output control • Local blowback filter cleaning outputs for implosion or blowback </p>	<p>Hardware <ul style="list-style-type: none"> • Mitsubishi PLC Software Optional Features <ul style="list-style-type: none"> • 1- to 4-station, 1-pump control • Remote mount audible/visual alarm </p>
	<p>SCC19 The SCC19 allows total control of one pump and up to nine receivers. Other standard features include: <ul style="list-style-type: none"> • Off-the-shelf industrial components • NFPA79 and UL compliance, including electrical disconnect and NEMA 12 control enclosure • Control one vacuum power unit • Up to nine station control capability • Automatic pump shutdown • Alarm output </p>	<p>Hardware <ul style="list-style-type: none"> • Mitsubishi PLC • Alpha-numeric display • Fan-cooled enclosure Software <ul style="list-style-type: none"> • 1- to 9-station, 1-pump control Optional Features <ul style="list-style-type: none"> • Remote mount audible/visual alarm </p>
	<p>SCC218 The icon-based touchscreen allows control of up to 18 loading stations and 2 pumps with operating instructions built right into the controller. Other standard features include: <ul style="list-style-type: none"> • Mitsubishi brick PLC icon-based, 4" monochrome touch-screen controller • Vent valve output • Closed-loop conveying (dry or ambient air) capability • Common purge valve output control for each pump • Local blowback filter cleaning outputs for implosion or blowback </p>	<p>Hardware <ul style="list-style-type: none"> • 4" icon-based, monochrome touch-screen operator interface Software <ul style="list-style-type: none"> • 1- to 18-station, 2-pump control • Pumps 1-2 have full capabilities or can be set as standby Optional Features <ul style="list-style-type: none"> • Active station icons indicate status • Remote mount audible/visual alarm • Ethernet capability • Incoming power line filter • 6" color touch-screen </p>
	<p>SCC438 A touch-screen interface allows control of up to 38 loading stations and 4 pumps with operating instructions built right into the controller. Other standard features include: <ul style="list-style-type: none"> • Mitsubishi PLC hardware • 6" color Mitsubishi touch-screen display • Priority conveying capabilities • Filter blowback control </p>	<p>Hardware <ul style="list-style-type: none"> • Mitsubishi PLC Software <ul style="list-style-type: none"> • 6" Mitsubishi color touch-screen interface Optional Features <ul style="list-style-type: none"> • 1- to 38-station, 4-pump control • All pumps have full capabilities or can be set as standby • Active station icons indicate status • Remote mount audible/visual alarm • Ethernet capability • Incoming power line filter </p>

