

SDD SERIES DESIGNED TO PRECISELY DOSE PLASTIC ADDITIVES

The SDD Digital Dosing System offers precise feeding for almost any plastics machine, whether your application is injection molding, blow molding, or extrusion. The SDD 2 dosing unit offers the ability to use dual additives at different rates. The SDD dosing unit uses a variable speed DC drive motor and a correctly sized dosing disc to precisely feed powder or pellet additives, at the set rate, into the throat of the processing machine. Precision design and closed loop control ensures high accuracy to setpoint.



Features

- Components to dose granulate, microbatch/ pellets or powder (please specify requirements)
- Quick disconnect for changeover/cleaning
- Sampling tube for simple calibration
- Ability to handle materials up to 176°F (80°C)
- Separate easy to operate control with 40" connection wire
- Connection wire to processing machine
- Operating voltage 115/1/60
- 0.2 kW operating load (SDD); 0.4 kW operating load (SDD 2)
- Weight 23 kg/51 lbs (SDD); 45 kg/100 lbs (SDD 2)
- Capable of rates of 0.3–12.4 lbs/hr (continuous)

Options

- Spare station for immediate changeover for pellets or powders
- Option for abrasive materials
- Audible alarm
- Alarm light
- Low level sensors
- Intermediate hoppers for main component
- Hopper loaders for automatic refill
- Special voltage
- Larger base piece for larger processing machines
- Capable of rates up to 800 lbs/hr (continuous)



SDD SERIES



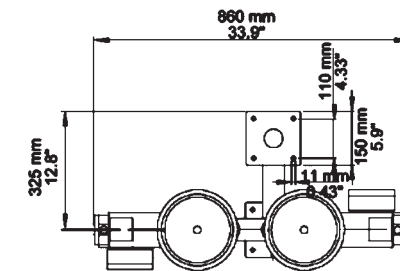
CONTROL FEATURES

Available for either extrusion or injection molding machines, the controller automatically calculates calibration values and allows for direct input of desired percentages. The controller features user-friendly icons and a 5 digit LED display that shows additive consumption. It stores up to 10 recipes, with memory backup for recipe and data storage.

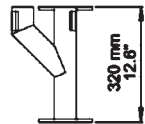
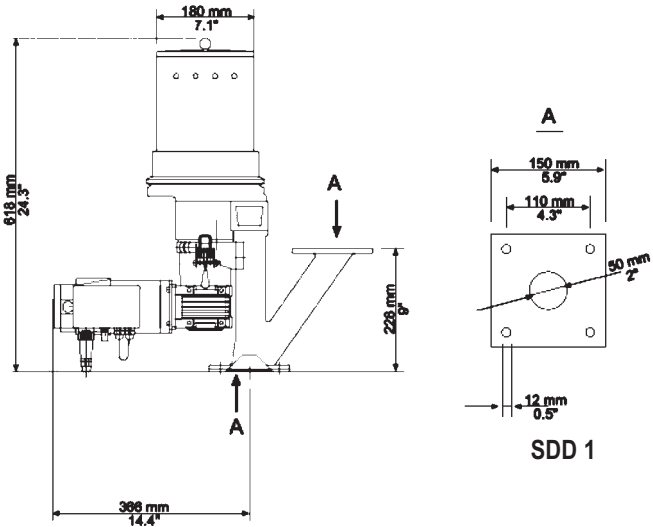
- Dry contact signal input and dry contact alarm output
- Input for level probe for both raw material and additives
- IP64 shielding
- Short circuit proof outputs
- Operates between 32 to 122°F (0 to 50°C)
- Operating voltage 115 VAC +/-10%, 50/60 Hz
- Connected load of 100 W maximum during operation
- Thermal device protection



SDD 1
 Feed Rate: 0.2-800 lbs/hr
 Operating Load: 0.2 kW
 Weight: 51 lbs. (23kg)







SDD 2
 Feed Rate: 0.2-800 lbs/hr
 Operating Load: 0.4 kW
 Weight: 100 lbs. (45kg)



SDD SERIES

SPECIFICATIONS

Disc	Disc Nomenclature	Min/Max Disc RPM	Amount of Material per Disc Revolution		Minimum Throughput with Continuous Running		Maximum Throughput with Continuous Running	
			35 lbs./ft ³	44 lbs.ft ³	35 lbs./ft ³	44 lbs.ft ³	35 lbs./ft ³	44 lbs.ft ³
 DD30-030672 Default calibration # 1.50 g/rev	P030672 3 mm thick 6 mm dia. 72 pockets CT100562	0.2 RPM	1.53 g/r ev 0.02 g/hole	1.95 g/r ev 0.027 g/hole	0.04 lb/hr	0.04 lb/hr	1.30 lb/hr	1.65 lb/hr
		6.4 RPM			0.02 kg/hr	0.02 kg/hr	0.59 kg/hr	0.75 kg/hr
		0.5 RPM			0.10 lb/hr	0.12 lb/hr	2.32 lb/hr	2.89 lb/hr
		11.5 RPM			0.045 kg/hr	0.05 kg/hr	1.05 kg/hr	1.31 kg/hr
		1.0 RPM			0.19 lb/hr	0.26 lb/hr	7.16 lb/hr	9.00 lb/hr
		35.5 RPM			0.09 kg/hr	0.12 kg/hr	3.25 kg/hr	4.10 kg/hr
 D30-051040 Default calibration # 4.00 g/rev	051040 5 mm thick 10 mm dia. 40 pockets CT21710	0.2 RPM	4.24 g/rev 0.11 g/hole	5.39 g/rev 0.13 g/hole	0.11 lb/hr	0.15 lb/hr	3.59 lb/hr	4.56 lb/hr
		6.4 RPM			0.05 kg/hr	0.07 kg/hr	1.63 kg/hr	2.07 kg/hr
		0.5 RPM			0.27 lb/hr	0.35 lb/hr	6.33 lb/hr	8.00 lb/hr
		11.5 RPM			0.12 kg/hr	0.15 kg/hr	2.87 kg/hr	3.62 kg/hr
		1.0 RPM			0.55 lb/hr	0.70 lb/hr	19.80 lb/hr	25.30 lb/hr
		35.5 RPM			0.25 kg/hr	0.32 kg/hr	9.00 kg/hr	11.50 kg/hr
					Consult factory - 40 pocket and 35.5 RPM motor for small pellets and coarse powder only			
 D30-051725 Default calibration # 7.30 g/rev	051725 D5 mm thick 17 mm dia. 25 pockets CT21711	0.2 RPM	7.37 g/r ev 0.30 g/hole	9.38 g/r ev 0.38 g/hole	0.20 lb/hr	0.24 lb/hr	6.23 lb/hr	7.90 lb/hr
		6.4 RPM			0.09 kg/hr	0.11 kg/hr	2.83 kg/hr	3.60 kg/hr
		0.5 RPM			0.48 lb/hr	0.61 lb/hr	11.0 lb/hr	14.0 lb/hr
		11.5 RPM			0.22 kg/hr	0.27 kg/hr	4.99 kg/hr	6.36 kg/hr
		1.0 RPM			1.00 lb/hr	1.25 lb/hr	34.60 lb/hr	44.00 lb/hr
		35.5 RPM			0.44 kg/hr	0.57 kg/hr	15.70 kg/hr	20.00 kg/hr
 DD30-051818 Default calibration # 13.50 g/rev	051818 5 mm thick 18 mm dia. 18 pockets CT23057	0.2 RPM	13.42 g/rev 0.75 g/hole	17.08 g/rev 0.95 g/hole	0.35 lb/hr	0.44 lb/hr	11.40 lb/hr	14.50 lb/hr
		6.4 RPM			0.16 kg/hr	0.20 kg/hr	5.15 kg/hr	6.56 kg/hr
		0.5 RPM			0.85 lb/hr	1.12 lb/hr	19.60 lb/hr	25.63 lb/hr
		11.5 RPM			0.39 kg/hr	0.51 kg/hr	8.89 kg/hr	11.62 kg/hr
		1.0 RPM			1.76 lb/hr	2.20 lb/hr	63.00 lb/hr	80.25 lb/hr
		35.5 RPM			0.80 kg/hr	1.00 kg/hr	28.60 kg/hr	36.40 kg/hr






Note 1: This guide is to be used for general disc selection for Digital Dosing unit applications. All rates shown are based on continuous throughput of free-flowing materials. Consult factory for regrind, powder and all hard-to-flow materials.

Note 2: Minimum recovery time is one (1) second, and maximum feeder disc revolutions in one screw recovery cycle (injection mode) is 9.5 revolutions. Use proper disc sizing for injection molding applications to ensure proper dispensing of material during the recovery cycle.

Note 3: Feeder should not be sized to run continuously below 15% of maximum speed - use lower RPM motor or disc with smaller pockets.



SDD SERIES SPECIFICATIONS

Disc	Disc Nomenclature	Min/Max Disc RPM	Amount per Disc Revolution		Minimum Throughput with Continuous Running		Maximum Throughput with Continuous Running	
			35 lbs./ft ³	44 lbs./ft ³	35 lbs./ft ³	44 lbs./ft ³	35 lbs./ft ³	44 lbs./ft ³
DT30-101820  Default calibration # 28.00 g/rev	101820 10 mm thick 18 mm dia. 20 holes CT23056	0.2 RPM 6.4 RPM	28.00 g/rev 1.40 g/hole	35.63 g/rev 1.78 g/hole	0.75 lbs./hr 0.34 kg/hr	1.00 lbs./hr 0.43 kg/hr	23.70 lbs./hr 10.75 kg/hr	30.10 lbs./hr 13.68 kg/hr
		0.5 RPM 11.5 RPM			1.85 lbs./hr 0.84 kg/hr	2.31 lbs./hr 1.05 kg/hr	42.23 lbs./hr 19.15 kg/hr	52.78 lbs./hr 23.94 kg/hr
		1.0 RPM 35.5 RPM			3.7 lbs./hr 1.68 kg/hr	4.70 lbs./hr 2.14 kg/hr	131.50 lbs./hr 59.70 kg/hr	167.30 lbs./hr 75.90 kg/hr
DT30-102520 "Sure-shot" No Picture Default calibration # 33.00 g/rev	P102520 10 mm thick Oval Hole 18 mm x 25 mm 20 holes CT66707	0.2 RPM 6.4 RPM	33.60 g/rev 1.3 g/hole	42.75 g/rev 1.71 g/hole	0.87 lbs./hr 0.40 kg/hr	1.12 lbs./hr 0.50 kg/hr	27.94 lbs./hr 12.67 kg/hr	35.56 lbs./hr 16.12 kg/hr
		0.5 RPM 11.5 RPM			2.18 lbs./hr 0.99 kg/hr	2.77 lbs./hr 1.26 kg/hr	49.77 lbs./hr 22.57 kg/hr	63.34 lbs./hr 28.72 kg/hr
		1.0 RPM 35.5 RPM			4.36 lbs./hr 1.98 kg/hr	5.55 lbs./hr 2.52 kg/hr	154.90 lbs./hr 70.29 kg/hr	197.25 lbs./hr 89.46 kg/hr
DT30-203012  Default calibration # 95.00 g/rev	203012 20 mm thick 30 mm dia. 12 holes CT23060	0.2 RPM 6.4 RPM	95.09 g/rev 7.92 g/hole	118.72 g/rev 9.89 g/hole	2.51 lbs./hr 1.14 kg/hr	3.13 lbs./hr 1.42 kg/hr	80.50 lbs./hr 36.50 kg/hr	100.53 lbs./hr 45.60 kg/hr
		0.5 RPM 11.5 RPM			6.28 lbs./hr 2.85 kg/hr	7.80 lbs./hr 3.54 kg/hr	143.28 lbs./hr 65.00 kg/hr	178.00 lbs./hr 80.71 kg/hr
		1.0 RPM 35.5 RPM			12.50 lbs./hr 5.70 kg/hr	15.65 lbs./hr 7.10 kg/hr	446.54 lbs./hr 202.50 kg/hr	557.55 lbs./hr 252.90 kg/hr
DT30-204010F  Default calibration # 150.00 g/rev	204010F 20mm thick 40 mm dia. 10 pockets CT18405	0.2 RPM 6.4 RPM	151.15 g/rev 15.12 g/hole	188.72 g/rev 18.87 g/hole	4.00 lbs./hr 1.80 kg/hr	5.00 lbs./hr 2.25 kg/hr	128.00 lbs./hr 59.00 kg/hr	160.00 lbs./hr 72.50 kg/hr
		0.5 RPM 11.5 RPM			10.00 lbs./hr 4.53 kg/hr	12.43 lbs./hr 5.64 kg/hr	227.74 lbs./hr 103.28 kg/hr	283.54 lbs./hr 129.00 kg/hr
		1.0 RPM 35.5 RPM			20.00 lbs./hr 9.00 kg/hr	25.00 lbs./hr 11.3 kg/hr	705.00 lbs./hr 320.00 kg/hr	886.00 lbs./hr 402.00 kg/hr
DP30-250940  Default calibration # 7.80 g/rev	P250940 2.5 mm thick 9 mm dia. 40 pockets CT100864	0.2 RPM 6.4 RPM	7.82 g/rev 0.20 g/hole	9.76 g/rev 0.245 g/hole	0.20 lbs./hr 0.093 kg/hr	0.26 lbs./hr 0.115 kg/hr	13.2 lbs./hr 3.00 kg/hr	8.25 lbs./hr 3.75 kg/hr
		0.5 RPM 11.5 RPM			0.46 lbs./hr 0.21 kg/hr	0.60 lbs./hr 0.27 kg/hr	10.55 lbs./hr 4.78 kg/hr	13.57 lbs./hr 6.15 kg/hr
		1.0 RPM 35.5 RPM			1.00 lbs./hr 0.47 kg/hr	1.30 lbs./hr 0.58 kg/hr	36.70 lbs./hr 16.65 kg/hr	45.85 lbs./hr 20.80 kg/hr
DP30-050940  Default calibration # 15.00 g/rev	P050940 5 mm thick 9 mm dia. 40 pockets CT100863	0.2 RPM 6.4 RPM	15.64 g/rev 0.39 g/hole	19.53 g/rev 0.49 g/hole	0.41 lbs./hr 0.187 kg/hr	0.51 lbs./hr 0.23 kg/hr	13.20 lbs./hr 6.00 kg/hr	16.50 lbs./hr 7.50 kg/hr
		0.5 RPM 11.5 RPM			1.00 lbs./hr 0.45 kg/hr	0.12 lbs./hr 0.57 kg/hr	22.62 lbs./hr 10.62 kg/hr	28.65 lbs./hr 13.80 kg/hr
		1.0 RPM 35.5 RPM			2.00 lbs./hr 0.94 kg/hr	2.60 lbs./hr 1.17 kg/hr	73.40 lbs./hr 33.30 kg/hr	91.70 lbs./hr 41.60 kg/hr

Note 1: This guide is to be used for general disc selection for Digital Dosing unit applications. All rates shown are based on continuous throughput of free-flowing materials. Consult factory for regrind, powder and all hard-to-flow materials.

Note 2: Maximum Minimum recovery time is one (1) second, and maximum feeder disc revolutions in one screw recovery cycle (injection mode) is 9.5 revolutions. Use proper disc sizing for injection molding applications to ensure proper dispensing of material during the recovery cycle.

